

XPANDER


**MITSUBISHI
MOTORS**
Drive your Ambition





EXPAND YOUR POSSIBILITIES.

Liberate your lifestyle with the comfort, performance and utility of the new Xpander. Whether driving around town or vacationing with friends and family, its unrivaled practicality will set you free.



A REFRESHING EXPERIENCE FOR ALL.

The spacious interior will provide comfort for all passengers. Supportive seating for 7 adults, convenient amenities, refined materials and modern styling all contribute to driving pleasure.

Flexible seating

The seats can be configured to meet changing needs. Second and third seats can be folded fully flat for easy loading and the second armrest can be folded down to make room for lengthy loads.



7 SEATER



6 SEATER



4 SEATER



5 SEATER



Cool and refreshing

Even in hot weather, the air conditioner keeps everyone cool. There are 8 fan adjustment levels in front and 4 in back, as well as 4 rear roof vents that spread the cool air evenly.



Quiet and relaxing

The ride is supremely quiet because the passenger compartment is surrounded by special materials that effectively absorb noise and vibration.



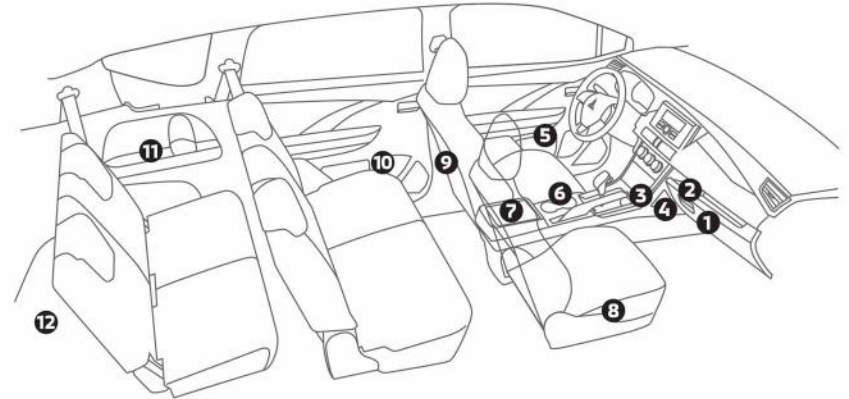
2 SEATER



4 SEATER



Your every need is accommodated.



Power outlets for all passengers

A total of three 12V power outlets, one in each row, are provided so every passenger can charge a smartphone or other device. For convenience, each outlet has a neighboring storage space.



Luggage space

Luggage space is sufficient even when passengers are in the third row seats.



PUT YOUR MIND AT EASE.

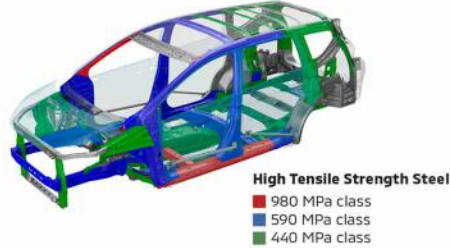

The Xpander offers superb protection for you and your passengers. Advanced safety features and solid body construction provide protection in the event of an accident.

RISE body

Collision safety performance is significantly enhanced by Mitsubishi Motors' RISE (Reinforced Impact Safety Evolution) body, which efficiently absorbs energy and maintains high cabin integrity in the event of a collision.

Side impact door beams

All 4 doors are equipped with a support beam that increases passenger protection by helping to reduce door deformation in the event of a side collision.



Driver and passenger airbag system

In the event of a collision, front SRS airbags protect you and the front passenger by absorbing the force of impact.



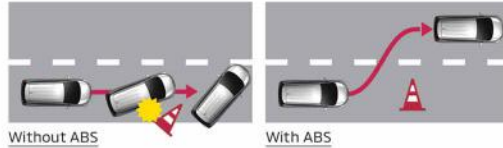
Pretensioners

Pretensioners on the front seatbelts automatically tighten the belts in the event of a frontal collision to restrain the driver and front passenger and reduce the force of impact when the front airbags are deployed.



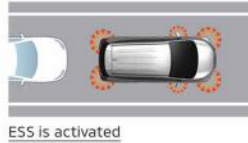
Anti-lock Brake System [ABS]

ABS can keep you in control of the vehicle when braking on slippery surfaces by preventing the wheels from locking up.



Emergency Stop Signal system [ESS]

When you brake strongly or activate ABS, the hazard lights automatically flash to warn drivers in vehicles behind you to prevent a rear end collision.



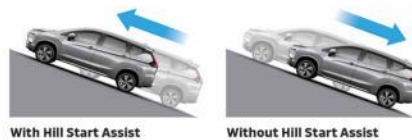
Active Stability Control [ASC]

If wheels lose their grip on slippery surfaces or while turning, ASC automatically adjusts engine output and applies braking force at the appropriate wheels to help maintain control and prevent skidding.



Hill Start Assist [HSA]

HSA makes it easy to start off on a steep uphill slope by preventing the vehicle from rolling backward. When a gradient is detected, it automatically maintains the braking force until the accelerator is applied.



Note: ABS: Anti-lock Brake System [ABS] can help the driver maintain control while braking, but is never a substitute for safe driving. ABS does not always reduce stopping distances, which may be influenced by many factors including road surface conditions and friction between the tires and road surface.

ASC: The control capabilities of ASC are supplemental only. Please drive safely and never rely solely on these functions while driving. Be sure to use the same specified type and size of tires on all 4 wheels. Do not install any aftermarket limited slip differential on your vehicle. Please see the owner's manual for additional information.

HSA: Hill Start Assist [HSA] is not a substitute for safe driving. Never rely solely on this function while driving on steep roads. Your vehicle may move backwards if the brake pedal is heavily loaded, or if road is very steep or slippery. This function is not designed to keep the vehicle stopped in place on uphill slopes for more than 2 seconds. Do not rely on this function to maintain a stopped position as an alternative to depressing the brake pedal. Please see the owner's manual for additional information.

Note: Equipment may vary by market. Please consult your local Mitsubishi Motors dealer/distributor for details.

ENJOY HIGHER LEVELS OF POWER, HANDLING AND COMFORT.

Responsive 1.5L MIVEC engine

The spirited 16-valve DOHC engine with advanced MIVEC (Mitsubishi Innovative Valve timing Electronic Control system) puts ample power at your command - more than enough to carry 7 adults up steep mountains with ease. Engine vibration and noise have been greatly reduced thanks to high-quality engine construction which provides a peaceful ride experience.



High ground clearance

When the road is rough or flooded, you can handle it with confidence knowing that the minimum ground clearance (with 16-inch wheels) is excellent for this class.



*When 16-inch wheels are mounted

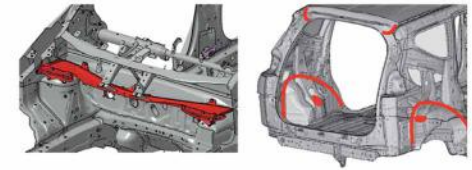
A stable, comfortable ride

Stable handling and top-of-class riding comfort are provided by solidly reinforced suspension with optimally designed high-performance shock absorbers.



Solid engineering

Strategic welding and intelligent reinforcement make the body rigid and lightweight for enhanced performance and comfort.



Easy maneuverability

The Xpander may be spacious, but it handles with the agility of a much smaller vehicle. You can easily make U-turns on city streets and enter the best spots in crowded parking lots.



ECO mode indicator

This indicator lights when you operate the accelerator pedal in an ecofriendly way, contributing to lower fuel costs and a cleaner environment.



ECO Score

This score indicates the ecofriendliness of your driving over a designated time period. The more green leaves, the better.



ECO Drive Assist

A displayed bar updates in real-time to indicate how ecofriendly your driving currently is.

FEATURE HIGHLIGHTS



205/55R16 tires and 16-inch alloy wheels machine finished 2-tone



Shark fin antenna



Display Audio, AM/FM Radio, CD/MP3/DVD Player

Enjoy movies, music and more on the DVD display audio system. Features include Bluetooth® smartphone connection, hands-free phone conversations, and hands-free phone operation via voice.

Note: The Bluetooth® word mark and logos are registered trademarks owned by the Bluetooth SIG, Inc. and any use of such marks by MITSUBISHI MOTORS CORPORATION is under license.



AM/FM Radio, CD/MP3 Player

A quality tuner/CD player and USB port on the floor console enable easy connection with a digital audio player for charging or listening to audio.



Rearview camera

When the shift lever is in reverse, a camera above the tailgate captures a clear view behind the vehicle that appears on the DVD display audio monitor so you can back up with peace of mind.



Multi-information display (TFT color LCD)



Tilt and telescopic steering wheel



Welcome Light

If you have trouble finding the Xpander in a crowded parking lot at night, simply activate the keyless entry system. Press the keyless operation key or keyless entry key and the position lights will turn on for 30 seconds and lead you to the right direction (only when the light switch is OFF).

EXTERIOR COLORS



Sterling Silver Metallic (U25)



Quartz White Pearl (W81)



Jet Black Mica (X37)



Graphite Gray Metallic (U28) NEW



Deep Bronze Metallic (C17)



Red Metallic (P26)

SEAT MATERIALS



Leather (Black)



High Grade Fabric (Beige)



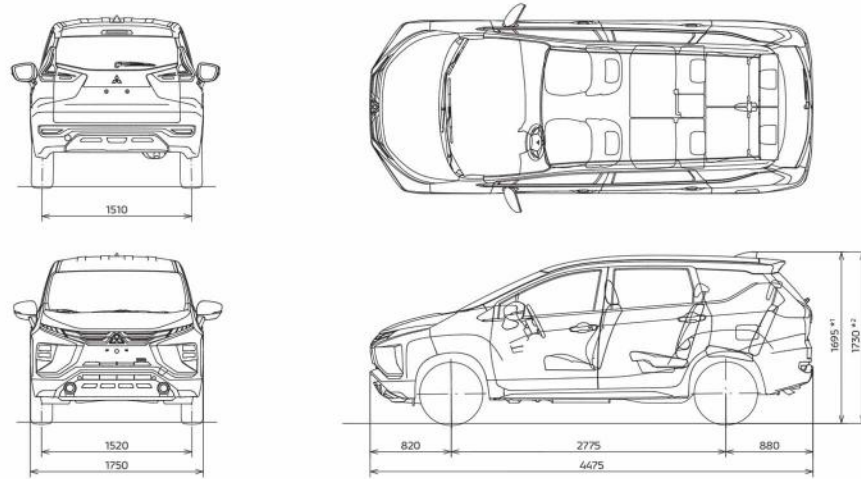
High Grade Fabric (Black)



Fabric (Black)

Note: Leather seats include synthetic leather on the sides, rear, partial seating surfaces and head restraint (also on rear center armrest sides, door armrests and door trim etc.). Note: Colors shown may differ slightly from actual colors due to printing process. Please consult your local Mitsubishi Motors dealer/distributor for actual colors.

DIMENSIONAL VIEWS



*1 Overall height: 1695mm with 185/65R15 tires and short pole antenna
 *2 Overall height: 1730mm with 205/55R16 tires and shark fin antenna
 All measurements in millimeters

TECHNICAL SPECIFICATIONS

		2WD	
		1.5-liter	
		MT	AT
Dimensions			
Overall length	mm	4,475	
Overall width	mm	1,750	
Overall height	mm	1,730	
Wheelbase	mm	2,775	
Track			
Front	mm	1,520	
Rear	mm	1,510	
Ground clearance	mm	205	
Seating capacity	persons	7	
Performance			
Min. turning radius	m	5.2	
Engine			
Type		1.5-liter 16-valve DOHC MIVEC	
Total displacement	cc	1,499	
Injection system		Electronically Controlled Injection-Multi	
Max. output	kw/rpm	77/6,000	
Max. torque	N-m/rpm	141/4,000	
Fuel system			
Fuel type / octane		Unleaded / RON 90 and over	
Fuel tank capacity	litres	45	
Transmission			
Type		5MT	4AT
Gear ratio			
1st		3.818	2.875
2nd		2.055	1.568
3rd		1.333	1.000
4th		0.969	0.697
5th		0.717	-
Reverse		3.500	2.300
Final		4.812	4.375
Suspensions			
Front	MacPherson strut and stabilizer	■	■
Rear	Torsion beam	■	■
Tires			
Front and Rear	185/65R15 + 15-inch alloy wheels	■	-
	205/55R16 + 16-inch alloy wheels	-	■
Spare	185/65R15 + 15-inch steel wheels	■	-
	205/55R16 + 16-inch steel wheels	-	■

Note: Equipment may vary by market. Please consult your local Mitsubishi Motors dealer/distributor for details.

TECHNICAL SPECIFICATIONS

		2WD	
		1.5-liter	
		MT	AT
Brakes			
	Anti-lock Braking System (ABS) with Electronic Brakeforce Distribution (EBD)	■	■
	Active Stability Control (ASC), Hill Start Assist (HSA), Brake Assist (BAS)	-	■
Front	Ventilated discs	■	■
Rear	Leading and trailing drums	■	■
Parking brake			
	Parking brake handle	■	-
	Leather-wrapped parking brake handle (Chrome release)	-	■
Safety			
SRS airbag	Driver and passenger SRS airbag	■	■
Others	Lower anchor and tether anchor for ISO-FIX child seat (for 2nd row seats) x2	■	-
	Anti-theft engine immobilizer	■	■
	Seatbelt reminder (Driver's and passenger's seat)	■	■
Exterior			
Front			
	Front bumper accents (Body-colored) with front bumper garnish (Chrome)	■	■
	Front grille (Plano black)	■	-
	Front grille (Chrome + Clear smoke paint)	-	-
	Front fog lights bezel (Material black)	■	-
	Front fog lights bezel (Silver)	-	-
Side			
	Side sill garnish (Black)	■	-
	Side sill garnish (Silver)	-	-
Rear			
	Quarter window molding (Material black)	■	-
	Quarter window molding (Chrome)	-	-
Doors			
	Outer door handles (Body-colored)	■	-
	Outer door handles (Chrome)	-	-
	Door sash blackout	■	-
	Side window molding (Material Black)	■	-
	Side window molding (Chrome)	-	-
Door mirrors			
	Door mirrors with side turn lamp signals (Electrically adjustable, Body-colored)	■	-
	Power folding door mirrors with side turn lamp signals (Chrome)	-	-
Glass			
Windshield	Laminated glass with UV ray reduction	■	■
Liftgate	Rear window defogger	■	■
Ornament			
	Three Diamonds mark on the center of rear and radiator grille	■	■
	"XPANDER" badge on rear left side	■	■
Interior			
Steering and Shift knob			
	Electric Power Steering (EPS)	■	■
	Tilt and telescopic steering wheel	■	-
	Steering wheel (3 spoke type) and shift knob for MT with accent panel	■	-
	Leather-wrapped steering wheel (3 spoke type) and leather-wrapped shift knob	-	■
	Shift panel with illumination	-	■
	Cruise control	-	-
	Audio	-	■
Steering wheel control			
	Audio	-	■
Seats			
Material	Fabric	■	-
High-grade		-	-
Driver's	Sliding and reclining adjustment	■	-
	Sliding, reclining and height adjustment	-	-
	Seatback pocket	■	■
	Multiple pocket with convenient hook (Driver's seat headrest)	■	■
Passenger's	Sliding and reclining function	■	■
	Seatback pocket (Passenger's seat)	■	■
	Multiple pocket with convenient hook	■	-
2nd row	Sliding and reclining function	■	■
	Folding adjustment with tumble function (60:40 split type)	■	■
	Center armrest	■	■
3rd row	Reclining and seatback folding function (50:50 split type)	■	■
Headrest			
Front Seat	Height adjustable headrests x2	■	■
2nd Seat	Height adjustable headrests x2	■	■
3rd Seat	Height adjustable headrests x2	■	■
Seatbelt			
Front	3-point seatbelt with Emergency Locking Retractor (ELR) with pretensioner	■	■
2nd	3-point seatbelt with Emergency Locking Retractor (ELR) x3	■	-
	3-point seatbelt with Emergency Locking Retractor (ELR) x2 and 2-point center lap belt x1	-	-
3rd	3-point seatbelt with Emergency Locking Retractor (ELR) x2	■	■
Door trim			
Front and Rear door	Door panel accent (Silver) and bottle holder	■	-
	Door panel accent (Metal braid) and bottle holder	-	-
	Power window switch panel (Material black)	■	-
	Power window switch panel (Plano black)	-	-
Inner door handles			
	Material black	■	-
	Chrome	-	-
Roof			
	Driver's sunvisor (with ticket holder)	■	-
	Driver's sunvisor (with vanity mirror (with lid) and ticket holder)	-	-
	Passenger's sunvisor (with vanity mirror (with lid))	■	■
	Retractable assist grip x 5	■	■
	Coat hanger x 2	■	■

■ : Standard - : Not available

TECHNICAL SPECIFICATIONS

		2WD		
		MT	1.5-liter AT	
Carpet	Floor carpet (Needle punch carpet)	■	■	
	Cargo carpet (Needle punch carpet)	■	■	
Instrument panel	Instrument panel accent (Silver)	-	-	
	Instrument panel accent (Metal braid)	-	-	
	Instrument center panel (Plano black)	■	-	
	Combination meter cluster (Semi high contrast type, with black ring)	-	-	
	High contrast backlight meters and gauges	-	-	
	Multi-information display (Mono-tone LCD)	-	-	
	Multi-information display (TFT color LCD)	-	-	
	ECO drive assist and ECO score indicator	-	-	
	Air outlet ring (Silver) and Air outlet knob (Material black)	-	-	
	Air outlet ring (Silver) and Air outlet knob (Chrome accent)	-	-	
Floor console	Floor console with lid	-	-	
	Floor console (Shutter type) with inner tray	■	-	
	Cup holder (Floor console) x2	■	-	
Others	Scuff plate	■	-	
	Driver's footrest	■	-	
	USB charging outlet on instrument panel lower tray	■	-	
	12V power outlet on instrument panel	■	-	
	12V power outlet on rear quarter trim	■	-	
	12V power outlet on console box	-	-	
	Luggage floor board	■	-	
	Underfloor cargo area storage	■	-	
	Utility			
		A/C	■	■
Audio system	Manual climate control - dial type (Accent) with heater	■	■	
	Rear manual cooler	■	■	
Speaker	Audio (Wide 2DIN), AM/FM radio, CD/MP3	■	■	
	4 speakers	■	-	
Locking system	6 speakers (with 2 tweeters)	-	-	
	Central door locking system (with center door locking switch)	■	■	
	2 master keys with protect and key-code tag	■	■	
	Remote keyless entry (transmitter x2)	■	■	
	Keyless Operating System (KOS) (transmitter x2)	-	-	
	Anti-theft alarm system	■	■	
Others	Key cylinder (Driver side)	■	■	
	Power window (Front and Rear door, driver's side: auto up/down function)	■	■	
	Short pole antenna	■	-	
	Shark-fin antenna	-	-	
Electrical				
	Exterior lamps	Multi-reflector halogen headlights	■	-
		LED low and high beam headlights	-	-
	Emergency Stop Signal system (ESS)	■	■	
	Side turn signals on door mirror	■	■	
	Welcome light	■	■	
	Coming home light	■	■	
	Front fog lights on bumper	■	■	
	LED high-mount stop lights on liftgate	■	■	
	Dome light (Front, Time-delay)	■	■	
Dome light (Rear, Time-delay)	■	■		
Wiper				
	Front	■	■	
Rear	■	■		

■ : Standard - : Not available

Note: Equipment may vary by market. Please consult your local Mitsubishi Motors dealer/distributor for details.

XPANDER







**MITSUBISHI
MOTORS**

Drive your Ambition

NOTES



GHK MOTORS SDN BHD

Your Support, Our Success

Komplek Perindustrian Beribi II, Km 7, Jalan Gadong, P. O. Box 1031, BSB
BS8672 Brunei Darussalam ·Tel nos: 2423423, 2420882, 2446188 ·Fax no: 2426295
KB Branch: MJR Shop Units 1, 2, & 3, Jalan Jaya Negara, Kuala Belait,
Brunei Darussalam ·Tel nos: 3336372, 3336373, 3335740 ·Fax no: 3335720
·Email: ghkmotors@ghkmotors.com ·Website: www.ghkmotors.com



Facebook
Mitsubishi Motors GHK



Instagram
@mitsubishimotors_brunei